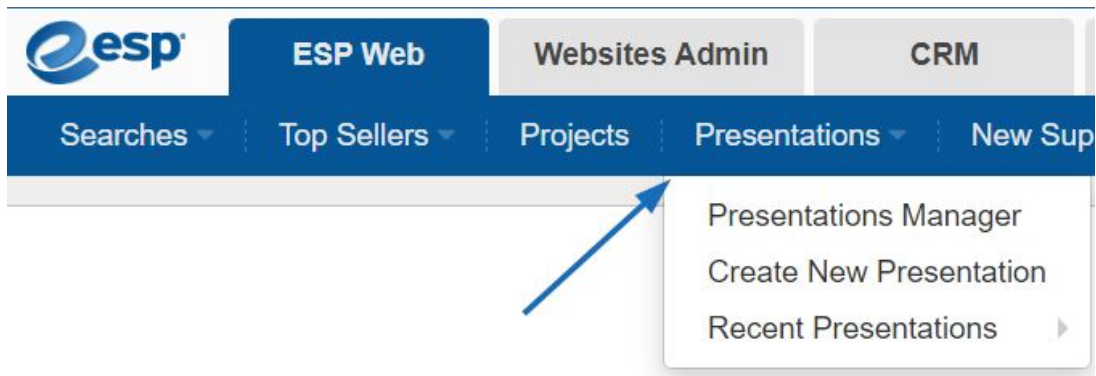




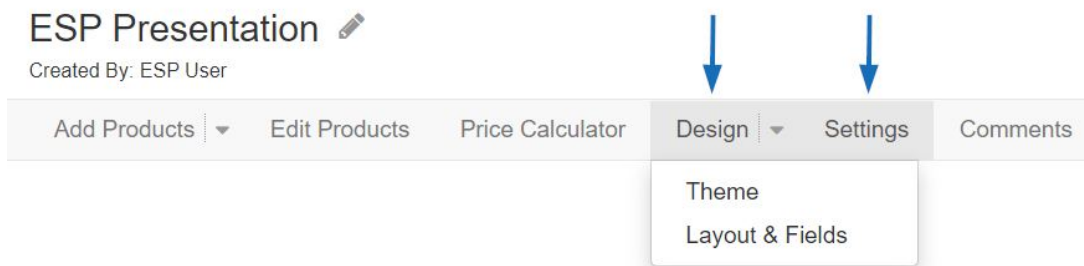
ESP Quick Tip #38: Create a Template for ESP Presentations

2022-06-16 - Jennifer S - ESP Quick Tips

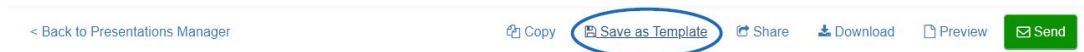
If you've customized a presentation and would like to save the modifications for future use or would just like establish a default for your presentations, you can create a template. To save a presentation's customization as a template, log into ESP and click into any presentation or create a new one.




Use the options in the Design and Settings sections to customize the presentation.



Once you've finished making modifications, click Save as Template option from the Presentations toolbar.



ESP Presentation 
Created By: ESP User

 Products in this Presentation

Enter a name for the template and then click on the Save button.

