



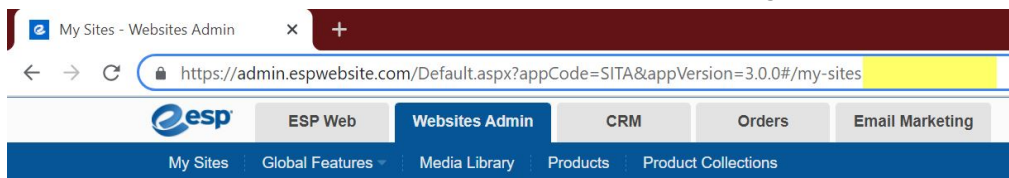
Clearing the ESP Website Cache

Tamika C - 2019-03-19 - Manage Site Content

Occasionally, ESP Websites needs to be refreshed. If you are adding content, editing pages, adding or editing navigation, or using the media library but are redirected to the login screen or not seeing your changes reflected, there are steps you can take to refresh the admin.

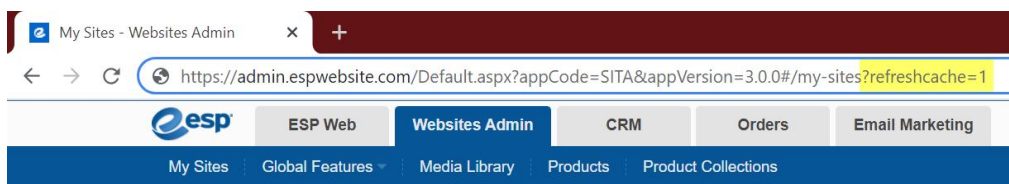
To clear the ESP Website admin cache:

1. Go to the address bar and scroll to the last character in the string



2. Paste the following into the address at the very end:

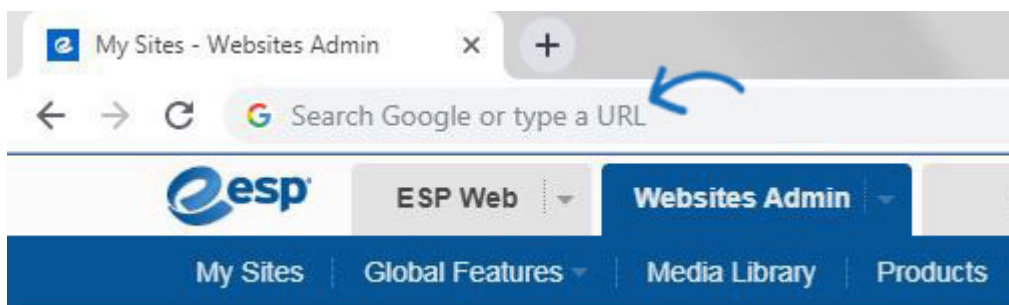
&refreshcache=1



3. Enter!

If you are getting redirected to the login screen:

1. Go to the address bar and remove the entire web address.



2. Copy the link below and paste it into the blank address bar:

espweb.asicentral.com/Default.aspx?appCode=WESP&refreshcache=1

